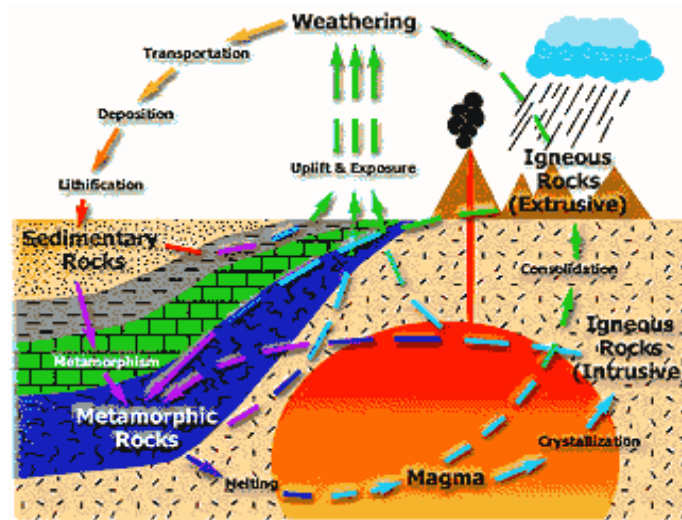


Rock Cycle Project



Goal: Create a project that illustrates knowledge of the rock cycle and the three types of rocks.

Required Components of the Project:

- Detailed illustration of the rock cycle including all the steps and rocks with labels.
- These words should be used in your project: weathering, erosion, deposition, compaction, cementation, metamorphism, heat, pressure, melting, cooling, solidification, sediment, sedimentary rock, metamorphic rock, magma, and igneous rock.
- Give one example of each type of rock (sedimentary, metamorphic, and igneous).
- Tell how each type of rock is formed.
- The project must be neat, colorful, creative, and show full knowledge of the rock cycle and the three types of rocks.

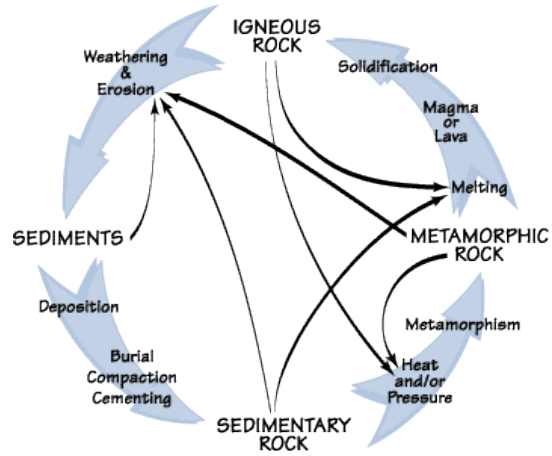
Types of Projects Allowed:

- Poster board
 - Tri-fold board
 - 3D model
 - Shadowbox
 - PowerPoint presentation
- *Pictures and sources must be cited on the last slide using MLA format.
- If you have an idea not listed, please ask me. There are many other wonderful possibilities.

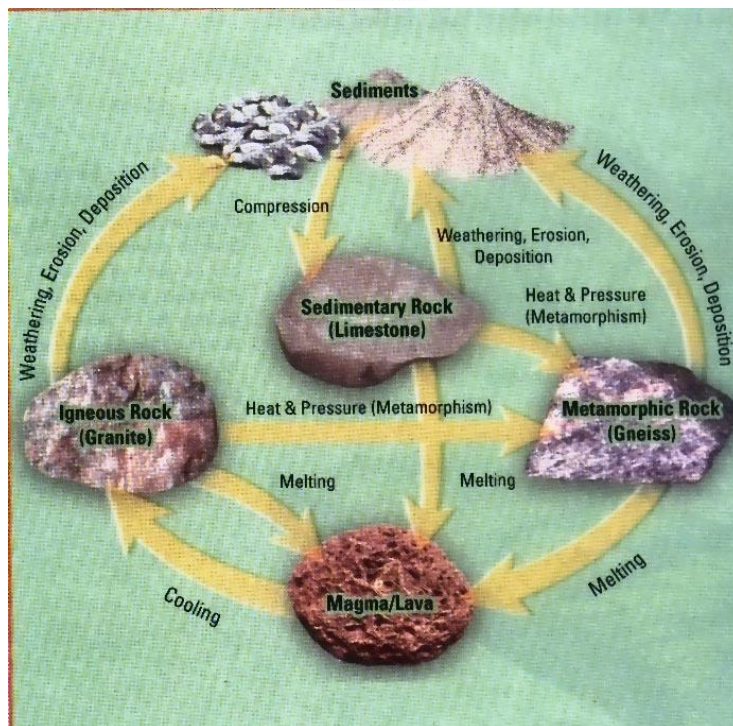
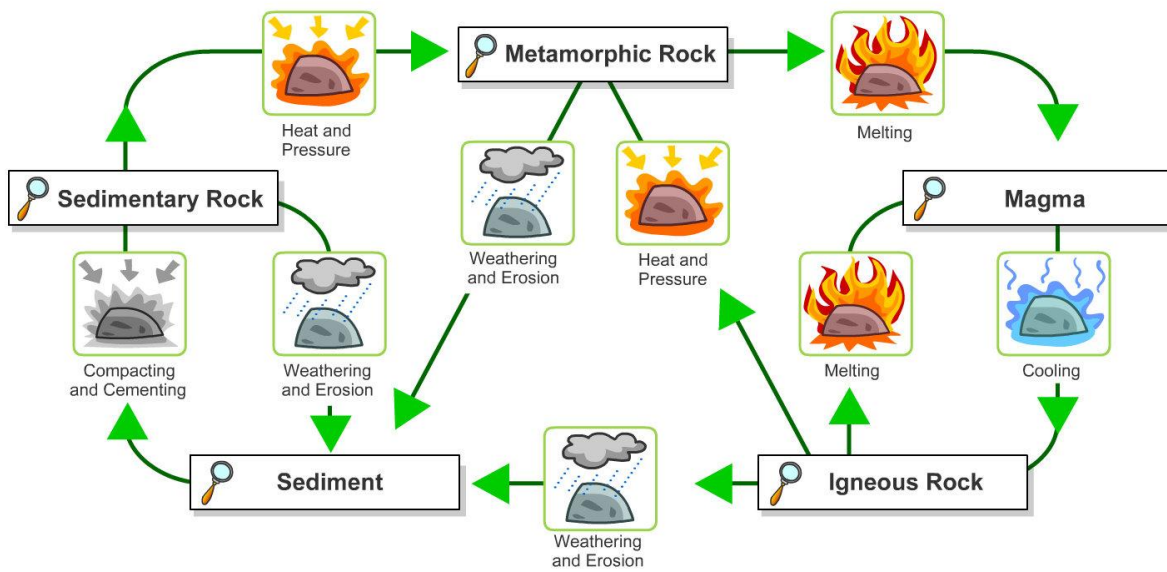
Creative Ideas:

- Instead of drawing everything, cut pictures out of magazines.
- Use pictures from the Internet.
- Bring in real rocks to use as examples of each type of rock.
- Make 3D models or have pieces on your board stick out.
- Glue real rocks on your board.
- Show the rock cycle in a way you haven't seen it before.
- If doing a PowerPoint presentation, add in links to interesting websites or games about rocks.


Rock Cycle Examples



The Rock Cycle



Rock Cycle Project Rubric



Name: _____

	25	20	18	15	Points
Concept Understanding	The student demonstrates a mastery of the concepts related to the major groups of rocks, how they form, and how they fit into the rock cycle.	The student demonstrates an adequate understanding of the concepts related to the major groups of rocks, how they form, and how they fit into the rock cycle.	The student demonstrates some confusion about the concepts related to the major groups of rocks, how they form, and how they fit into the rock cycle.	The student demonstrates a weak understanding of the concepts related to the major groups of rocks, how they form, and how they fit into the rock cycle.	
Neatness/Grammar	Project is very neat. No misspellings or grammatical errors.	Project is moderately neat and has no more than two misspellings and/or grammatical errors.	Project is moderately neat, but has three or more misspellings and/or grammatical errors.	Project lacks neatness with sloppy handwriting or artwork.	
Creativity	Project is excellent. Obvious, high quality effort is shown.	Project shows good effort and quality.	Project shows average effort and quality.	Poorly drawn/created, showing obvious signs of rushing or lack of effort.	
Delivery	Student used a clear voice and correct, precise pronunciation of terms.	Student's voice is clear. Student pronounces most words correctly.	Student incorrectly pronounces terms or audience members have difficulty hearing the presentation.	Student mumbles, incorrectly pronounces terms, and speaks too quietly for students in the back of the class to hear.	
				TOTAL →	